

Endorsed by



DASIL
Dermatology, Aesthetics, and Surgery
International League

ADMIRE ADVANCED AESTHETIC FELLOWSHIP PROGRAM (AAAFP) 4.1 FALL WINTER BATCH

Begins on:
01st March, 2026

Reach us on

+91 63742 12772 / +91 93632 34122 / +91 97890 67955

 [instagram.com/admireacademy_](https://www.instagram.com/admireacademy_)

 fellowships.admireacad.com

**For Dermatologists Only*

HIGHLIGHTS

100+ Hours of intense training program spread across **9** months divided into **3** phases focusing on **14** Aesthetic Modules.

35

Hours of Video Based Training

14

Hours of Live Classes

42


Hours of Recorded Workshop

7-42

Hours of Hands-on Workshop




FACULTY



Dr. Aseem Sharma



Dr. Falguni Shah




Dr. Geetanjali Shetty



Dr. Harish Prasad



Dr. Kavish Chouhan



Dr. Madhulika Mhatre




Dr. Madhuri Agarwal




Dr. Malavika Kohli




Dr. Manjot Marwah



Dr. Niharika Prabhu




Dr. Punit Saraogi



Dr. Radhika Kopikar



Dr. Rajat Kandhari



Dr. Rajat Gupta



Dr. Viral Desai

AESTHETIC MODULES



Aesthetic Practice Management



Anti Aging - Advanced



Dermatosurgery



Thread Lifts



Intimate Dermatology - An Aesthetic Precipice



Microneedling



Trichology 101: Basic + Advanced



Anti Aging - Basic



Chemical Peels



Fat Grafting, SVF and Regenerative Therapies



Hair Transplantation



Lasers and Energy-Based Devices



Semi-Permanent Makeup



Vitiligo Surgery

PHASES

PHASE 1: RECORDED LECTURES



Recorded lectures from each aesthetic module, online evaluations, and PDF study materials

Total learning hours: 35 Hours

PHASE 2: LIVE CLASSES



Live classes to experience direct interaction with experts followed by Q&A session.

Total learning hours: 14 Hours

PHASE 3: HANDS-ON WORKSHOP




Choose from 7 focused aesthetic modules and participate in engaging 6-hour workshops, happening in Mumbai or Delhi.



ADMIRE ACADEMY

ADMIRE Academy, founded by Dr. Aseem Sharma, is dedicated to delivering cutting-edge education in the field of dermatology and aesthetic medicine. It runs multiple programs such as fellowships, hands-on training, conferences, etc.

The academy provides a world-class dermatology program that focuses on delivering programs tailored for dermatologists only. With a commitment to excellence and staying at the forefront of advancements in the field, we aim to create an environment that fosters growth, innovation, and expertise in aesthetic dermatology, shaping the future of the speciality.



ENDORSED BY



5 CONTINENT CONGRESS (5CC)

The 5-Continent-Congress (5CC) is a prestigious and scientifically driven conference that focuses on advancements and debates within medical dermatology and aesthetic medicine. With a comprehensive pre and post-conference program, the 5CC attracts a global audience of renowned dermatologists and plastic surgeons who are recognized as key opinion leaders in their respective fields. This annual event is held in the vibrant city of Barcelona, Spain, bringing together experts worldwide to exchange knowledge, explore innovations, and discuss the latest trends in dermatology and aesthetic medicine.

WORLDWIDE DERMATOLOGY
COLLABORATION (WDC)

The Worldwide Dermatology Collaboration (WDC) is a pioneering global network dedicated to advancing equity and excellence in dermatological care. With a strong focus on inclusivity, WDC brings together leading dermatologists, researchers, and educators to address the diverse needs of skin health across all populations. Through its comprehensive programs in education, research, and advocacy, WDC works to bridge knowledge gaps, improve treatments, and expand access to quality care. This international initiative unites experts across borders to create lasting impact and shape the future of dermatology worldwide.

HANDS-ON LEARNING IN ACTION



LETTER FROM THE DIRECTOR

Over the last three batches, the ADMIRE Advanced Aesthetic Fellowship has grown into one of the most sought-after programs in aesthetic dermatology. More than 200 dermatologists have graduated successfully, each gaining the advanced skills, confidence, and clinical acumen to expand their practice and deliver exceptional patient outcomes.

Our mission for Batch 4.1 is unchanged, to offer a comprehensive, structured curriculum taught by leading national and international faculty, blending theory, clinical insight, and hands-on mastery. Every module is designed to address real-world challenges, with expert guidance and ongoing mentorship that continues even after graduation.

Here, you don't just learn the theory, you also get to perform the procedures yourself and implement them in your practice right away, bridging the gap between learning and doing.

Sqn Ldr (Dr) Aseem Sharma

- MD, DNB, MBA
- Director & Chief Dermatologist, Skin Saga Centre for Dermatology, Mumbai
- Director, ADMIRE Academy
- President, AIM Conference
- Retired Squadron Leader, Indian Air Force (2005-2012)
- Ex-Assistant Professor of Dermatology, LTMMC & GH, Mumbai
- Maharashtra State Liaison, FR Surveillance, World Health Organization
- IADVL Young Dermatologist Award
- Global Series Editor, Interventional Dermatology, Springer Nature (2025)
- 195 Published Articles and chapters
- 13 Books as Chief Editor
- > 1000 Presentations – national, international, virtual
- Past Journalist, New Delhi Times



THE HUB

The hub is a resource library where faculty members post various reference study materials in PDFs, links, videos, and images.



FORUM

The interactive Forum allows participants to ask questions directly to the faculty and receive expert answers. It also features upvoting, enabling participants to highlight questions that resonate with them. We have allocated dedicated faculty to ensure timely.



At Admire Academy, we focus on identifying learning gaps, understanding the unique needs of every fellow, and seamlessly communicating expert faculty feedback to our fellows. This continuous cycle of improvement ensures that each program is learner-centric, practical, and outcome-driven, setting a new benchmark in dermatology education.



DR. DRASHTI DEVANI

Associate Editor & Academy Coordinator,
ADMIRE ACADEMY

PROGRAM SCHEDULE

Phase - 1: Recorded Lectures

You will gain access to recorded lectures immediately upon registration for the fellowship.

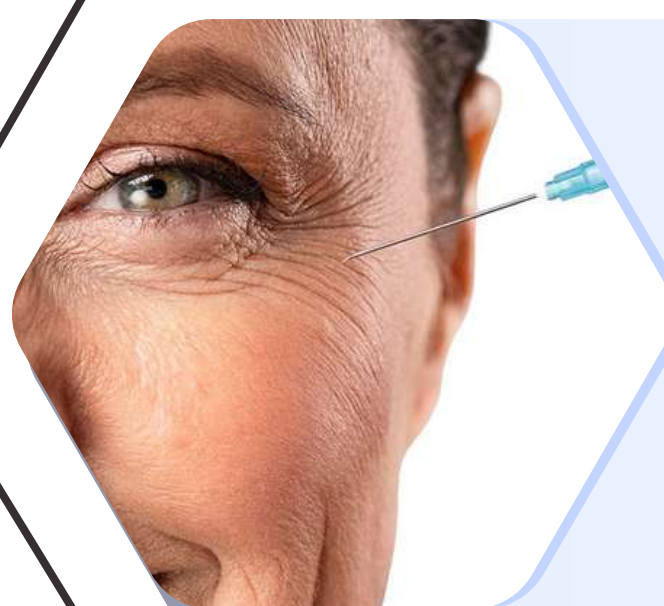
Anti Aging - Basic



Aesthetic Practice Management



Anti Aging - Advanced



Chemical Peels



Dermatosurgery



Fat Grafting, SVF and Regenerative Therapies



Thread Lifts



Hair Transplantation



Intimate Dermatology - An Aesthetic Precipice



Lasers and Energy -Based Devices



Microneedling



Semi-Permanent Makeup



Trichology 101: Basic + Advanced



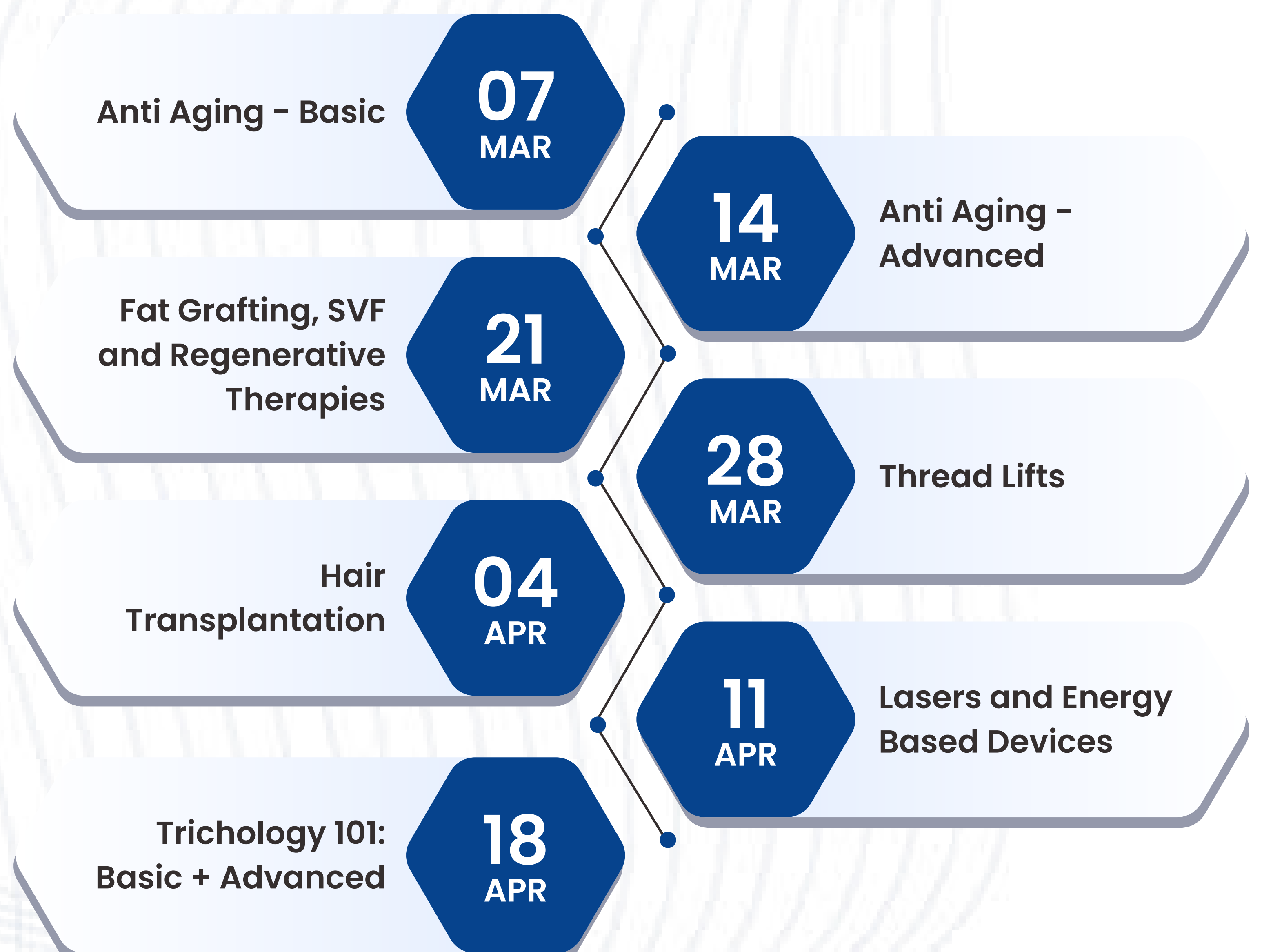
Vitiligo Surgery



PROGRAM SCHEDULE



Phase - 3: Hands-on Workshop



Note: Tentative dates, final dates will be confirmed 60 days in advance.

PROGRAM CURRICULUM

Aesthetic Module – 1

Aesthetic Practice Management



Phase 1 – Video Based Training

- How to set up an aesthetic clinic (including regulations / laws / contact points / what technology to invest in / what machines to buy?)
- What to use where? – A rundown on devices, procedures, and methods
- Add facial assessment and facial anatomy – a ready reckoner
- Difficult patients– How to handle them?

Aesthetic Module – 2

Anti Aging - Basic



Phase 1 – Video Based Training

- Establishing an anti-aging practice
- Anatomy and physiology
- Botulinum toxin: basic indications
- The art of dermal fillers
- Skin boosters
- Injectable hyaluronic acid
- Consultation

Phase 2 – Live Classes

- Conducting a comprehensive anti-aging consultation
- Optimizing anti-aging procedures:
 - a. Understanding anti-aging modalities
 - b. Patient customization strategies
 - c. Bridging cosmetic and medical approaches
- Practical techniques of anti-aging procedures (botulinum toxin / filler / boosters)
- Q/A

PROGRAM CURRICULUM

Phase 3 – Hands-On Workshop

- Aesthetic consultation
 - a. Dealing with patient expectations
 - b. Key landmarks
 - c. Facial mapping to improve injection accuracy
 - d. Combination treatments using botulinum toxin and dermal fillers
- Hands-on botulinum toxin injecting and facial landmarking
 - a. Frown lines
 - b. Forehead lines
 - c. Crow's feet
 - d. Eyebrow lifting
- Hands-on dermal fillers injecting and facial landmarking
 - a. Cheek
 - b. Cheek volume restoration
- Live demo – injectable hyaluronic acid: face
- Live demo – skin booster techniques
- Combination therapy approaches: integrating multiple modalities for enhanced outcomes.
- Customized treatment plans: crafting personalized treatment regimens for diverse patient needs.
- Post-procedure care: education on aftercare and maintaining results.

Aesthetic Module – 3 Anti Aging - Advanced

Phase 1 – Video Based Training

- Advance Indications for Botulinum Toxin
 - a. Lower face
 - b. Neck
 - c. Masseter
 - d. Different depths and dilutions for injecting botulinum toxin
 - e. Non-facial indications – hyperhidrosis, scars, keloids

PROGRAM CURRICULUM

- Science of Dermal Fillers
 - a. Product rheology
 - b. Foundation – temples, jaw
 - c. Contouring– submalar, chin, brow shaping
 - d. Refinement– forehead, nasolabial, lips, marionette
 - e. Skin quality– PDRN
 - f. Neck and hand rejuvenation
 - g. Combining techniques and strategies
 - h. Sequencing procedures
- Averting complications related to injectables
 - a. Vascular anatomy
 - b. Identifying the no-go zones

Phase 2 – Live Classes

- Nuances of facial assessment
- Optimizing outcomes
- Product choice and techniques

Phase 3 – Hands-On Workshop

- Real-world aesthetic consultation and assessment
 - a. Learning and mapping facial landmarks for precision and accuracy
 - b. Treatment strategy plans and budgeting
- Hands-On Injection Training –
 - a. Botulinum toxin
 - b. Dermal filler
 - c. Skin booster
 - d. PDRN

- Building blocks of patient management
 - a. Importance of cosmetic consult
 - b. Know your tools
 - c. Master anatomy
 - d. Comprehensive evaluation
 - e. Procedural planning
- Practice management
 - a. Challenges
 - b. Conversion
 - c. Retention
 - d. Price point
 - e. Balancing technical skills and soft skills
 - f. Expanding existing practice

- Video demonstration of indications
- Open house discussion – Q/A

- Integrated therapeutic approaches
 - a. Combining procedures
 - b. Personalized treatment plans
 - c. Art of managing patient expectations
- Pre and post procedural care
- Golden rules for loyal and satisfied patrons

PROGRAM CURRICULUM

Aesthetic Module – 4 Chemical Peels

Phase 1 – Video Based Training

- Introduction to chemical peels
- Understanding skin anatomy and physiology
- Classification of chemical peels
- Pre-treatment assessment and patient selection
- Techniques for chemical peels
- Management of complications
- Combination therapies and adjuncts
- Patient education and follow-up

Aesthetic Module – 5 Dermatosurgery

Phase 1 – Video Based Training

- | | |
|---|---|
| <ul style="list-style-type: none"> • Brief introduction to Dermatosurgery • Anesthesia <ul style="list-style-type: none"> a. Anesthesia drugs used b. Methods to reduce pain c. Basic nerve blocks d. Field blocks • Suturing Techniques <ul style="list-style-type: none"> a. Suturing materials b. Simple suturing | <ul style="list-style-type: none"> c. Buried sutures d. Subcutaneous sutures e. Continuous sutures f. Vertical mattress g. Horizontal mattress • Excision <ul style="list-style-type: none"> a. Simple excision b. Planning c. Incision d. Undermining |
|---|---|

PROGRAM CURRICULUM

Aesthetic Module – 6 Fat Grafting, SVF and Regenerative Therapies

Phase 1 – Video Based Training

- Part 1 – Fat Grafting and Regenerative Therapies
 - a. Anatomy of the face & neck- emphasis on deep fat pads and superficial fat pads
 - b. Understand the aging face and be able to evaluate patients with aesthetic needs along with different choices
 - c. Brief overview of fat grafting techniques and SVF
 - d. Patient selection and counseling
 - e. Stromal Vascular Fraction (SVF) – Preparation and its application
 - f. Understanding exosomes and other regenerative medicines
- Part 2 – Injection Lipolysis-
 - a. Various molecules and drugs used
 - b. Indications and contraindications
 - c. Complication management
- Part 3 – Body Contouring- Non-Surgical
 - a. Brief understanding of Body HIFU and EMS,
 - b. Indications
 - c. Patient selection
 - d. Expectations

Phase 2 – Live Classes

- Fat Grafting
- Lipolysis
 - a. Lipolysis patient selection and counseling
 - b. Protocols and techniques
 - c. Dosage at various body parts

Phase 3 – Hands-On Workshop

- Fat Grafting
 - a. Tumescant anesthesia and aseptic precautions
 - b. Fat harvesting
 - c. Fat processing- sedimentation, centrifuging, washing
 - d. Preparation of mili, micro, nanofat
 - e. SVF preparation
 - f. Injection protocols and techniques
- Injection lipolysis – Methods of injection and plane of injection with dosage

PROGRAM CURRICULUM

Aesthetic Module – 7 Hair Transplantation

Phase 1 – Video Based Training

- Building Foundation of Hair Transplant Practice.
 - a. Pre-surgical planning – consultation, patient selection, workup, evaluation, anesthesia, graft calculation, mathematical aspects
 - b. Surgical Execution –
 1. Donor area planning, hairline designing, recipient area planning, overview of extraction and implantation methods
 2. Implantation into temples, beard, moustache, eyebrows,
 3. Body Hair Transplant
 4. Implantation in scars
 5. Female Hair Transplant
- Post-surgical care – Journey of transplanted grafts, post-surgical care, Anticipating and managing complications

Phase 2 – Live Classes

- Techniques, Tips, and Personalized Discussions
 - a. Basic – Understanding practical aspects in hair restoration – patient selection, hairline designing, marking safe donor area, graft calculation
 - b. Advanced – Case-based discussion for challenging hair transplant cases – facial hair restoration, revision transplant, female and transgender transplant

Phase 3 – Hands-On Workshop

- a. Graft extraction by FUE in shaved scalp using sharp punch with KSK surgical motor and by advanced hybrid punch using Dr.UGraft Zeus device
- b. Slit designing with CTS blades, sapphire, or needle
- c. Graft implantation with forceps and implanters

PROGRAM CURRICULUM

Aesthetic Module – 8

Intimate Dermatology - An Aesthetic Precipice

Phase 1 – Video Based Training

- What is a normal vulva?
- Stirring the hornet's nest – Common problems encountered in the clinical-aesthetic world
- Types of treatments available for the vulvovaginal area – Marketing v/s evidence-based medicine
- Radiofrequency vulvovaginal tightening

Aesthetic Module – 9

Lasers and Energy-Based Devices

Phase 1 – Video Based Training

- Basics of Lasers
- LHR
- Q-Switch
- Scar Management
- Anti-Aging
- Body Contouring

Phase 2 – Live Classes

- Aesthetic laser hair removal
- Aesthetic of hyperpigmentation and rejuvenation
- Effective management of acne and scars
- Therapeutic anti-aging intervention
- Secrets of getting in shape
- Q/A

Phase 3 – Hands-On Workshop

- Practicing hair removal procedure
- The best way to handle pigmentation and tattoo removal
- Advanced therapy in acne & scar management
- Practicing mindful anti-aging techniques
- Non-surgical body sculpting

PROGRAM CURRICULUM

Aesthetic Module – 10 **Microneedling**

Phase 1 – Video Based Training

- Principle of microneedling – a modest, versatile tool with a wide range of applications.
- Comparison between derma roller, derma pen, and derma stamp
- Microneedling radio frequency – mechanism of action.
- Microneedling radio frequency – the best innovation in recent times.
Managing skin rejuvenation, scar remodeling, skin lifting, and everything else in between.
- Radiofrequency and fractional RF
- Electrocautery & electrolysis

Aesthetic Module – 11 **Semi-Permanent Makeup**

Phase 1 – Video Based Training

- Eyebrow microblading: anatomy and techniques
- Microblading instruments and types of microblading (powder brows, ombre brows)
- Practical tips and complications
- Video demo
- Lip tinting basics to perfection
- Lip tinting video
- Color Theory

PROGRAM CURRICULUM

Aesthetic Module – 12

Trichology 101: Basic + Advanced



Phase 1 – Video Based Training

- How to setup an Interventional Trichology setup (regulations, laws, what to buy, contact points).
- Interventional Trichology – a wide constellation.
- Trichoscopy – a mandate for every patient. Common clinical pointers and practical tips.
- Growth Factors – cutting through the madness and finding what works
- Platelet Concentrates – PRP, GFC and beyond.
- Mesotherapy for hair loss – DO's and DON'Ts.
- The road ahead for trichology.
- Scalp micropigmentation – a quick primer.
- Why must I know about hair transplant when I don't do it?
- Basic hair cosmetics – shampoos / conditioners
- Advanced hair cosmetics – hairstyling procedures, hair colors and camouflage, hair systems

Phase 2 – Live Classes

- A typical hair consultation – cases
- How to optimize procedures in interventional trichology
 - a. Understanding the role of intervention trichology.
 - b. Indications of hair procedures.
 - c. The need gap between medicine and surgery.
- Practical tips and Procedures
 - a. PRP / GFC
 - b. Growth factors
 - c. Micro-needling
 - d. Botulinum toxin
 - e. PDO threads for scalp
 - f. Active lasers for hair regrowth
 - g. Exosomes
 - h. LLLT

PROGRAM CURRICULUM

Phase 3 – Hands-On Workshop

- Patient assessment: Clinical & Trichoscopy
- PRP / GFC
- Microneedling
- Injectable hair boosters
- Botulinum toxins
- Injectable anti - androgens
- PDP threads
- Lasers for hair loss (Erbium glass / LLLT)
- Exosomes for hair.

Aesthetic Module – 13

Thread Lifts: From Fundamentals to Facial Strategy



Phase 1 – Video Based Training

- History & classification of threads (monos, cogs, barbs, screws)
- Materials: PDO vs PLLA vs PCL – degradation, tensile strength
- Thread lifts: indications & contraindications
- Patient selection & aesthetic goals
- Pertinent facial anatomy (danger zones, fat compartments, retaining ligaments, vasculature)
- Bio stimulation vs mechanical lifting
- Complications (vascular, infectious, mechanical failure) and their management

Phase 2 – Live Classes

- Interactive case – based discussion: midface, jawline, brow lift, neck
- Live Q&A
- Pre – session assignment: mark thread vectors on anonymized photos
- Facial vector planning
- Depth control techniques (sub – SMAS, dermal plane)
- Anesthesia pearls: linear blocks, local infiltration, tumescent use

PROGRAM CURRICULUM

Phase 3 – Hands-On Workshop

- Marking, prepping, and draping
- Live demonstrations on:
 - a. Thread lifts: Various vectors over the face and the neck
- Hands – on with actual patients
- Managing asymmetry and anchor point planning
- Managing minor bleeding, thread exposure, and knot visibility (if)
- Techniques and how to optimize thread lifting

Aesthetic Module – 14 Vitiligo Surgery

Phase 1 – Video Based Training

- Vitiligo classification
- Concept of stability- recommendations and controversies
- Medical management
- Phototherapy (NBUVB, home-based, excimer)
- Non – surgical procedures (microneedling, phenolisation, etc)
- Surgical treatment – overview

HEAR FROM OUR FELLOWS

Dr. Abhinav Kumar
Mumbai



"I found the workshop very useful. We were taught how to assess the face and what procedures can be combined for an anti-aging treatment. We were guided by Dr. Geetanjali Shetty and Dr. Malavika Kohli. I learned the nitty-gritty of injectables and toxins as well as bio-remodeling techniques like profiller. We were given ample opportunity and time. I feel confident to start working in injectables and toxins."

Dr. Mounika
Andhra Pradesh



"After attending the Admire Fellowship program I have got in-depth knowledge of how to inject advanced fillers. Workshops are excellent. Dr. Malavika Ma'am's teaching technique makes anyone understand even complex topics. She explained everything in detail. Thanks, Admire for this opportunity."

Dr. Ashwajit Singh
Ludhiana



"I'm Dr. Ashwajit Singh from Ludhiana Punjab. The excellent faculty prompted me to join this fellowship. The module that really excited me was how to optimise your clinical practice. My experience has been excellent so far in the fellowship."

HEAR FROM OUR FELLOWS

Dr. Neimenuo Kuotsu Nagaland



"I am Dr. Neimenuo from Nagaland. I have recently enrolled myself in the ADMIRE Fellowship Program. The program is exceptionally well-structured, providing a perfect blend of theoretical knowledge and hands-on practice. The curriculum is comprehensive, covering all the essential aspects of aesthetic procedures, from the basics to advanced techniques. Each module is meticulously designed to ensure a thorough understanding of both the science and art behind aesthetic treatments. The live sessions were particularly invaluable, allowing me to gain real-world experience under the supervision of seasoned professionals. The faculty is the heart of this program.


Each member is not only highly knowledgeable but also genuinely passionate about teaching. I would highly recommend it to any Dermatologists."

Dr. Sreeram Madhulika Nellore



"This is Dr. Sreeram Madhulika From Nellore, Andhra Pradesh. I was particularly looking for a fellowship that teaches starting from the basics. Then I came to know about Admire from my friend and joined the course. I am really happy after joining this course. Basics of laser were taught by Dr. Falguni Mam which was very easy to understand for beginners like me. Chemical peels were explained by Dr. Madhulika mam which clarified so many doubts. Anti-aging basic and advanced were explained by Dr. Geetanjali mam and Dr. Malavika mam. Both the faculties explained to us from the very basics thoroughly. Trichology was explained by Dr. Aseem sir which was simply easy and crisp and he covered many topics in a short duration of time. I highly recommend Admire to my fellow residents who want to learn from the basics onwards."

CLICK HERE TO REGISTER



fellowships.admireacad.com

**CLICK HERE TO FOLLOW US
ON SOCIAL MEDIA**

